


## PLACAS FRONTALES + SOPORTE

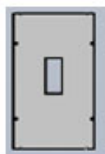


Placas frontales y soporte interior para montaje de interruptores en caja moldeada.

\*Las especificaciones y apariencia de los productos están sujetas a cambio sin previo aviso por motivos de mejora.



ALB/TPSV3-6



ALB/TPSV3-9



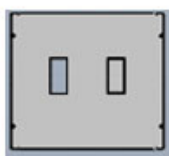
ALB/TPSV3-11



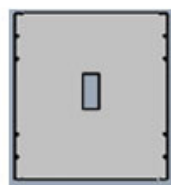
ALB/TPSV6-5



ALB/TPSV6-6



ALB/TPSV6-9



ALB/TPSV6-11



ALB/TPSV10-5



ALB/TPSV10-6



ALB/TPSV10-9



ALB/TPSV10-11



ALB/TPSH6-5



ALB/TPSH6-6



ALB/TPSH10-5



ALB/TPSH10-6

## MODELOS Y DIMENSIONES

CODIGO	ANCHO	ALTO	MOD. 50mm	MONTAJE INT.	INTERRUPTOR
ALB/TPSV3-6	350	300	6	VERTICAL	125/250A
ALB/TPSV3-9	350	450	9	VERTICAL	400A
ALB/TPSV3-11	350	550	11	VERTICAL	630A
ALB/TPSV6-5	650	250	5	VERTICAL	125A
ALB/TPSV6-6	650	300	6	VERTICAL	250A
ALB/TPSV6-9	650	450	9	VERTICAL	400A
ALB/TPSV6-11	650	550	11	VERTICAL	630A
ALB/TPSV10-5	1000	250	5	VERTICAL	125A
ALB/TPSV10-6	1000	300	6	VERTICAL	250A
ALB/TPSV10-9	1000	450	9	VERTICAL	400A
ALB/TPSV10-11	1000	550	11	VERTICAL	630A
ALB/TPSH6-5	650	250	5	HORIZONTAL	250A
ALB/TPSH6-6	650	300	6	HORIZONTAL	400/630A
ALB/TPSH10-5	1000	250	5	HORIZONTAL	250A
ALB/TPSH10-6	1000	300	6	HORIZONTAL	400/630A

## IMÁGENES DEL PRODUCTO

